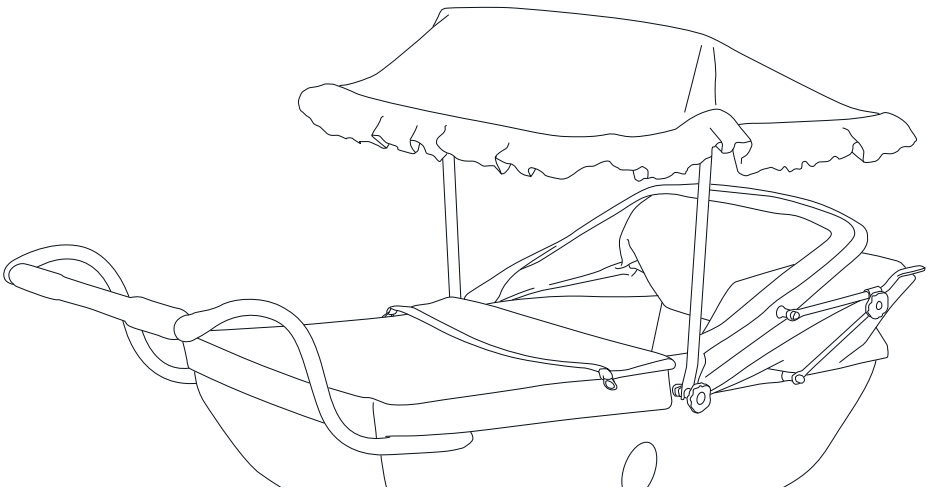


Silver Cross®

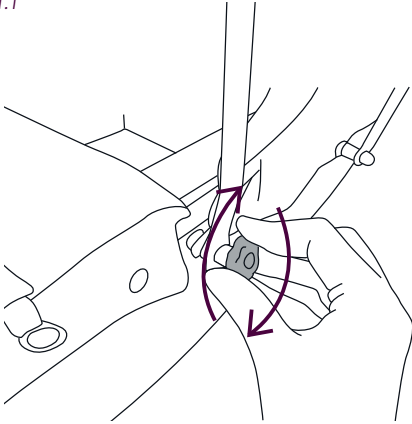
THE BEST START IN LIFE

Doll's Pram
Sun Canopy



**IMPORTANT: KEEP THESE INSTRUCTIONS
FOR FUTURE REFERENCE**

1.1



These instructions are important. Please read carefully and retain for future reference.

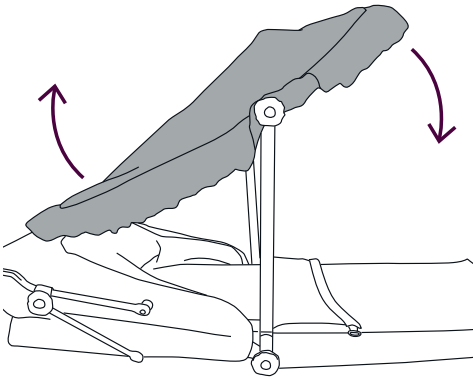
Your child's safety may be affected if you do not follow these instructions. Please remember the safety of your child is your responsibility.

Your sun canopy is a high quality Silver Cross product that meets current British safety standards. Care and regular light maintenance will ensure the sun canopy lasts for years.

Fitting your Sun Canopy

To attach your sun canopy, firstly ensure that the hood on the pram is in the down position then loosen the rose wing nuts on the pram hood.

1.2



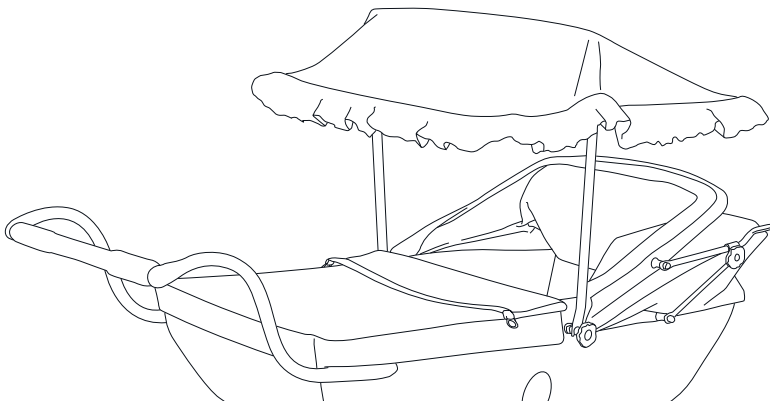
- 1.1 Carefully attach the arms of the sun canopy to the metal rod ensuring that the hooks on the arms of canopy are securely in place.

Gently tighten the rose wing nuts until the sun canopy feels secure and remains upright.

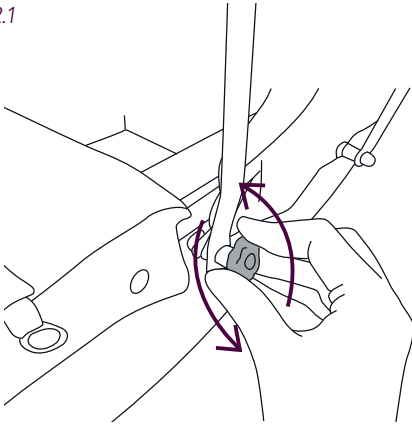
- 1.2 To assemble your sun canopy pull the longer side upwards away from the arms of the frame and the shorter side downwards towards the arms of the frame until the sun canopy fabric is tight all the way around the frame.

- 1.3 Your sun canopy is now fitted.

1.3



2.1



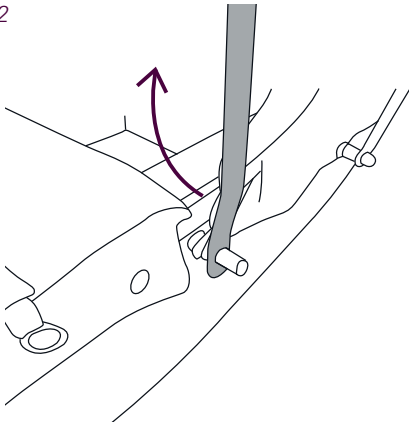
Removing your Sun Canopy

- 2.1 To remove your sun canopy, loosen the rose wing nuts on the pram hood.
- 2.2 Gently lift the arms of the sun canopy away from the metal rod then gently tighten the rose wing nuts.

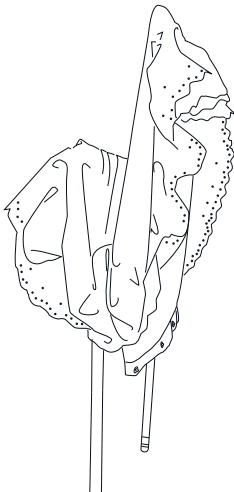
Removing the fabric from your Sun Canopy

- 3.1 Pull apart the velcro tabs on the underside of the canopy.
- 3.2 Lift both side bars so they are in a vertical position then lift the fabric off the metal frame.

2.2



3.2



Safety Notes

Your sun canopy is a high quality Silver Cross product. This product conforms to applicable safety standards of EN71 and with correct use and maintenance should give good service. If however you should have any problems with your sun canopy, please contact your Silver Cross retailer who will take appropriate action.

Great care should be taken whenever fitting or removing your sun canopy, as your pram can easily be scratched or marked.

It may be unsafe to fit accessories or spare parts other than those supplied or recommended by Silver Cross.

Warning: Suitable from 3 years +. Remove all packaging and ties before use. The safety of the child is your responsibility. Check toys regularly for signs of damage during use and discontinue use if found

Warning: Keep away from fire

Warning: Adult assembly required



Care and Maintenance

Remove the fabric part of the sun canopy from the frame. Do not immerse the frame in water. Hand wash fabric part in warm water using a mild detergent. Dry naturally.

Do not bleach or tumble dry.

Always check your products for signs of wear and lubricate moving parts regularly.

Guarantee

All Silver Cross products are guaranteed for a period of twelve months against faulty workmanship.

Please read these instructions carefully before using your new Sun Canopy and keep for future reference.

www.silvercrossbaby.com

Telephone: 0845 8726900