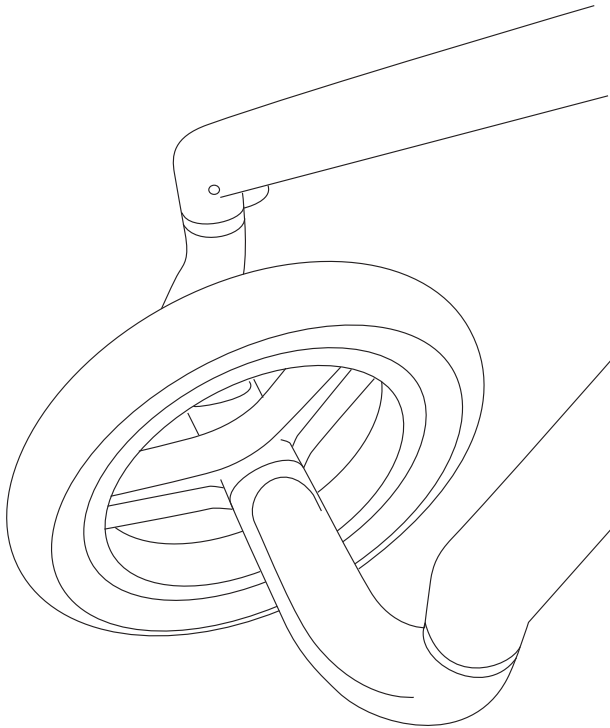


Silver Cross®

THE BEST START IN LIFE

Surf®
3 Wheel Adaptor



**IMPORTANT: KEEP THESE INSTRUCTIONS
FOR FUTURE REFERENCE**

These instructions are important.

Read these instructions carefully before use and keep them for future reference. Your child's safety may be affected if you do not follow these instructions.

Your Surf 3-Wheel Adaptor is a high quality Silver Cross product. It meets current safety standards and care and regular light maintenance will ensure long service.

If somebody unfamiliar is using your Surf 3-Wheel Adaptor always ensure that they read these instructions carefully so that they understand how the product works best.

Always read all the instructions provided carefully and remember, the safety of your child is your responsibility.

WARNING: Do not use the Surf 3-Wheel Adaptor with a cup holder.

WARNING: Never leave your child unattended.

WARNING: Check that the pram body or seat unit attachment and Surf 3-Wheel Adaptor devices are correctly engaged before use.

WARNING: Read instructions in conjunction with Surf Pushchair.

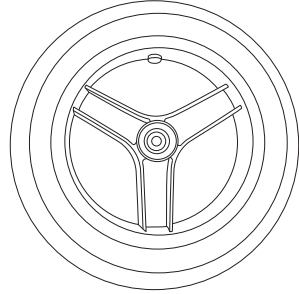
Contents

First check all your parts have been supplied.

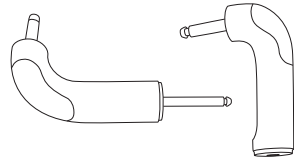
Your Surf All Terrain Adaptor includes:

- 1.1 Wheel
- 1.2 2x Chassis connection mouldings
- 1.3 Wheel release tool

1.1



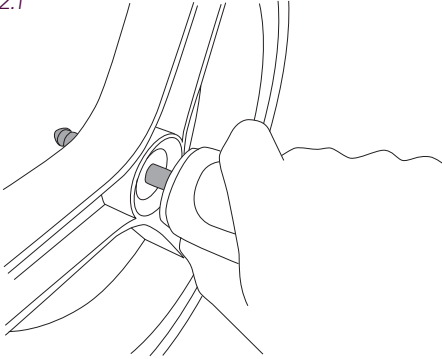
1.2



1.3



2.1

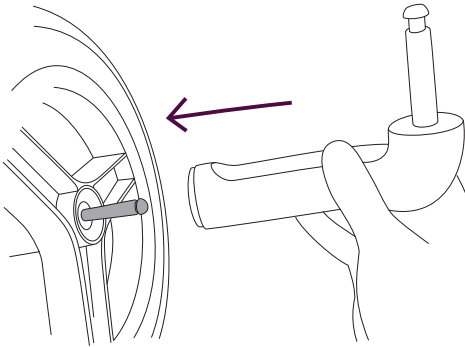


Assembling The Surf 3-Wheel Adaptor

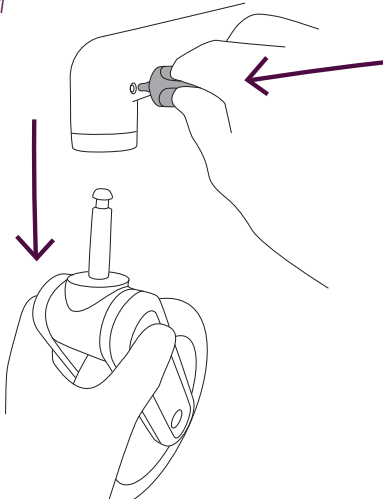
- 2.1 Slot the connection moulding with axle through centre of the wheel.
- 2.2 Slot the second connection moulding onto the end of the axle and push until it 'clicks' into position.

WARNING: Check that both connection mouldings are secure by pulling chassis connection mouldings gently outwards.

2.2



3.1



Attaching the Surf 3-Wheel Adaptor to the Surf chassis

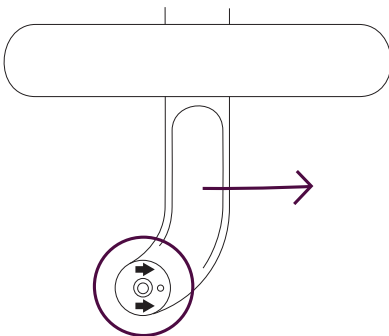
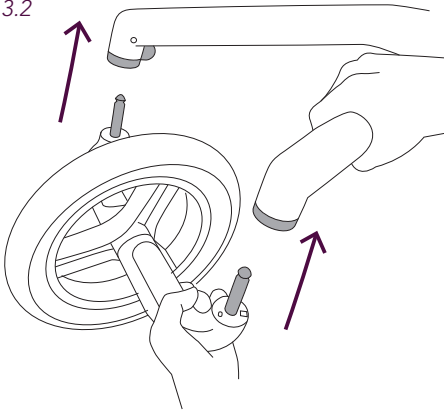
NOTE: Ensure the brake is engaged before attaching your 3-Wheel Adaptor to the chassis.

- 3.1 Remove both front swivel wheels from the Surf chassis by inserting the wheel release tool into the holes on the front of the Surf chassis.
- 3.2 Attach the 3-Wheel Adaptor by lining up the bearing pins with the swivel wheel connections on the Surf chassis and inserting them until they 'click' into position.

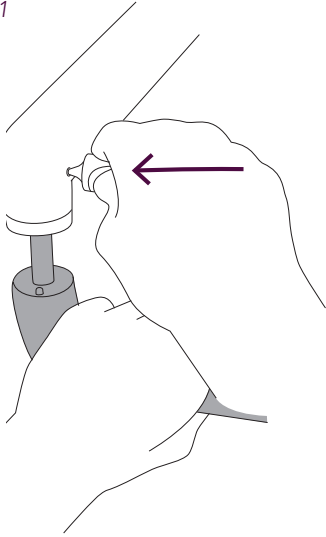
NOTE: Ensure that the 3-Wheel Adaptor is attached in the correct direction – the arrows should face forwards.

WARNING: Check the 3-Wheel Adaptor is secure by pulling gently downwards on the chassis connection mouldings.

3.2



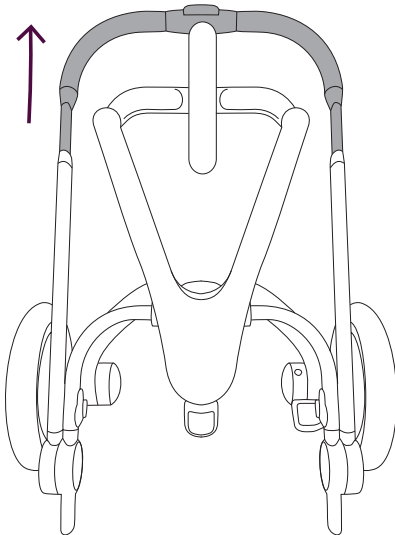
4.1



Detaching the Surf 3-Wheel Adaptor from the Surf chassis

- 4.1 Insert the wheel release tool into the holes on the front of the Surf chassis and pull the adaptor downwards to release it from the Surf chassis.

NOTE: When folding the Surf chassis with the Surf 3-Wheel Adaptor attached, it will be necessary to extend the handle forwards so the folding lock can be applied.



Safety Notes

Your Surf 3-Wheel Adaptor is a high quality Silver Cross product. It complies with BS EN 1888:2012 and with correct use and maintenance should give good service. If, however, you should have any problems with your Surf 3-Wheel Adaptor, please contact your Silver Cross retailer who will take appropriate action.

WARNING: Do not use the Surf 3-Wheel Adaptor with a cup holder.

WARNING: Ensure all locking devices are engaged before use.

WARNING: This product is not suitable for running or skating.

WARNING: Accessories that are not approved by Silver Cross should not be used.

WARNING: Only replacement parts supplied or recommended by Silver Cross should be used.

WARNING: A child's safety is your responsibility.

WARNING: Do not use if any part is broken, torn or missing.

WARNING: Do not let your child play with this product.

CAUTION: The child should be clear of moving parts while making adjustments.

NOTE: Only to be used with Surf.

Care and Maintenance

Always check your Surf 3-Wheel Adaptor for signs of wear. Regularly lubricate all moving parts. Check for freedom of movement of all locking devices. Polish metal work with a clean, dry cloth. Clean wheels with wet cloth and dry.

Guarantee

All Silver Cross products are guaranteed for a period of 12 months against faulty workmanship, when the product is used correctly according to the instruction manual.

Please read these instructions carefully before using your new Surf 3-Wheel Adaptor and keep for future reference.

www.silvercrossbaby.com

Telephone: 0845 872 6900

Silver Cross®

THE BEST START IN LIFE